TYPE OF ESTABLISHMENT	3 BEDROOM RESIDENTIAL
DESIGN FLOW	330 G.P.D.
SEPTIC TANK CAPACITY	1500 GAL. SEPTIC TANK
LEACHING CAPACITY REQUIRED	330/.60 = 550 SQ. FT.
LEACHING CAPACITY PROVIDED	30 INFILTRATOR QUICK 4 CHAMBERS
	18.88 SQ. FT./ CHAMBER = 566 SQ. FT.

TEST PIT DATA

SOIL EVALUATOR: JASON DUBOIS
WITNESSED BY: SHELLEY HULTGREN
DATE: 4/15/2022

TEST PIT # 1
0"–24" Fill
24"–26" Ab SL 10YR 3/2
26"–36" Bb SL 10YR 5/6
36"–84" C SL 2.5Y 5/4
REDOX/WEEP @ 48"
GROUND WATER ELEV (OBSERVED) N/A
MOTTLING ELEV (OBSERVED) 48"
REFUSAL ELEV N/A

TEST PIT # 2
0"–22" Fill
22"–25" Ab SL 10YR 3/2
25"–38" Bb SL 10YR 5/6
38"–80" C SL 2.5Y 5/4
REDOX/WEEP @ 48"
GROUND WATER ELEV (OBSERVED) N/A
MOTTLING ELEV (OBSERVED) 48"
REFUSAL ELEV N/A

TEST PIT # 3
GROUND WATER ELEV (OBSERVED) N/A
MOTTLING ELEV (OBSERVED) N/A
REFUSAL ELEV N/A

TEST PIT # 4
GROUND WATER ELEV (OBSERVED) N/A
MOTTLING ELEV (OBSERVED) N/A
REFUSAL ELEV N/A

AS BUILT INFORMATION

SYSTEM INSPECTION DATE:
SYSTEM CONSTRUCTED BY:

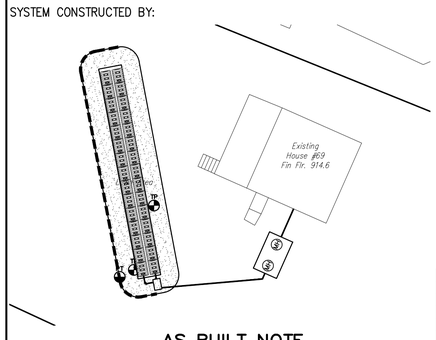

AS-BUILT TIES

POINTS	DIST.
A–C	
B–C	
A–D	
B–D	
A–E	
B–E	
A–F	
B–F	
A–G	
B–G	
A–H	
B–H	

AS BUILT NOTE

IT IS THE RESPONSIBILITY OF THE CONTRACTOR TO SUBMIT A LETTER CERTIFYING THAT THE SEWER GRAVEL INSTALLED MEETS TITLE V SIEVE ANALYSIS REQUIREMENTS TO DC ENGINEERING PRIOR TO THE SUBMISSION OF THE AS-BUILT. DC ENGINEERING IS NOT RESPONSIBLE FOR THE SIEVE ANALYSIS.

GENERAL NOTES

1. ALL CHANGES TO THIS PLAN MUST BE APPROVED BY THE TOWN OF LEICESTER BOARD OF HEALTH
2. ALL SITE WORK AND MATERIALS SHALL BE IN COMPLIANCE WITH TITLE 5
3. ANY CONDITIONS DURING CONSTRUCTION THAT DIFFER FROM THOSE ENCOUNTERED DURING TESTING SHALL BE REPORTED TO DC ENGINEERING AND THE LOCAL BOARD OF HEALTH IMMEDIATELY.
4. REMOVE ALL TOPSOIL & SUBSOIL FOR A DISTANCE OF 5 FEET AROUND SYSTEM

4a. FILL MATERIAL FOR SYSTEMS CONSTRUCTED IN FILL SHALL CONSIST OF SELECT ON-SITE OR IMPORTED SOIL MATERIAL. THE FILL SHALL BE COMPRISED OF CLEAN GRANULAR SAND, FREE FROM ORGANIC MATTER AND DELETERIOUS SUBSTANCES. MIXTURES AND LAYERS OF DIFFERENT CLASSES OF SOIL SHALL NOT BE USED. THE FILL SHALL NOT CONTAIN ANY MATERIAL LARGER THAN 2 INCHES. A SIEVE ANALYSIS, USING A #4 SIEVE, SHALL BE PERFORMED ON A REPRESENTATIVE SAMPLE OF THE FILL. UP TO 45% BY WEIGHT OF THE FILL SAMPLE MAY BE RETAINED ON THE #4 SIEVE. FOR FURTHER INFORMATION SEE 310CMR 15:255(3).

5. OFFSETS ARE NOT TO BE USED FOR THE REPRODUCTION OF PROPERTY LINES.
6. ALL ELEVATIONS REFER TO AN ASSUMED DATUM.
7. NO ADDITIONAL CAPACITY HAS BEEN PROVIDED FOR A GARBAGE DISPOSAL.(NOT ALLOWED)

7a. NO ADDITIONAL CAPACITY HAS BEEN PROVIDED FOR A WATER SOFTNER.(NOT ALLOWED)

8. **THE PROPOSED SITE IS SUBJECT TO THE WETLANDS PROTECTION ACT.**
9. THE PROPOSED PROJECT DOES NOT FALL WITHIN A FLOOD HAZARD ZONE.
10. THE SEPTIC TANK SHOULD BE INSPECTED AND PUMPED EVERY 2 YEARS.
11. ALL EXISTING OR PROPOSED WELLS AND SEPTIC SYSTEMS WITHIN 150 FEET OF THE PROPOSED CONSTRUCTION ARE SHOWN OR NOTED TO THE BEST OF OUR KNOWLEDGE.
12. ALL WETLANDS, BROOKS, BODIES OF WATER AND FLOOD HAZARD ZONES WITHIN 200 FEET OF THE PROPOSED CONSTRUCTION ARE SHOWN OR NOTED TO THE BEST OF OUR KNOWLEDGE.
13. INSPECTIONS REQUIRED FOR ASBUILT CERTIFICATION * SEE ASBUILT NOTE *
    A. BOTTOM INSPECTION PRIOR TO THE INSTALLATION OF SEWER GRAVEL.
    B. ALL COMPONENTS OF SEPTIC SYSTEM MUST BE COMPLETE AND VISIBLE PRIOR TO REQUESTING A FINAL INSPECTION
14. DIG SAFE TO NOTIFIED PRIOR TO CONSTRUCTION AT 1-888-DIGSAFE.
15. INSTALL MAGNETIC TAPE OVER ALL SYSTEM COMPONENTS, TANK, D-BOX, LEACH AREA.
16. HYDRAULIC CEMENT IS REQUIRED TO SEAL ALL CONNECTIONS AT THE SEPTIC TANK AND D-BOX LEACHING AREA TO BE WATERTIGHT 4" PVC ASTM D 1785 LAID ON FIRM BASE.

PERCOLATION TEST DATA

SOIL EVALUATOR: JASON DUBOIS
WITNESSED BY: SHELLEY HULTGREN
DATE: 4/15/2022

	1	2
DEPTH:	50"	
FIELD RATE:	SEE ALT TO PERC	
DESIGN RATE:	10 MPI	
SOIL CLASSIFICATION:	1	
L.T.A.R.	0.60	

SYMBOL KEY

STONE WALL
BOUND
IRON PIPE
DRILL HOLE
UTILITY POLE
WELL
TEST PIT
PERC TEST
BENCH MARK

DIG-SAFE
PHONE # 877-344-7233

GRAPHIC SCALE
20 0 10 20 40 80
(IN FEET)
1 inch = 20 ft.

W N E S
REFERENCE MERIDIAN
NAD83/CSRS 83 HDD

LOCAL UPGRADE APPROVAL REQUIRED FOR SAS LESS THAN 100' TO PRIVATE WELL; 74' TO 71 BURNCOAT LANE AND 68' TO 73 BURNCOAT LANE
SAS LESS THAN 50' TO RESOURCE AREA; 40' PROVIDED

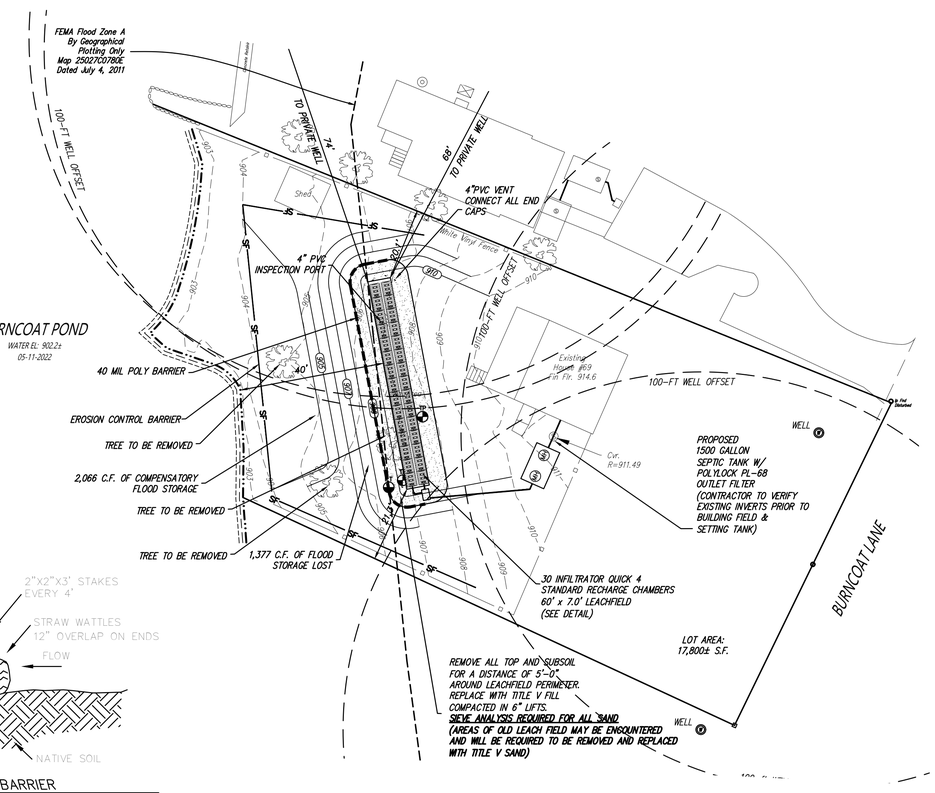

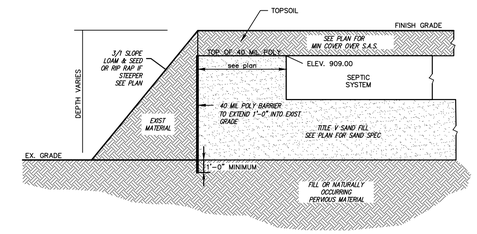

40 MIL. POLY BARRIER DETAIL
SCALE: NONE

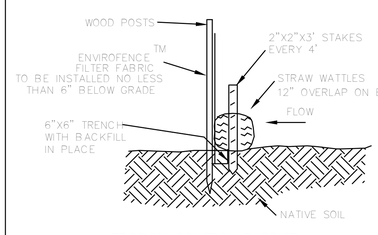

EROSION CONTROL BARRIER
SCALE: NONE

DISPOSAL SYSTEM PROFILE

NOTE: DIG SAFE TO NOTIFIED PRIOR TO CONSTRUCTION AT 1-888-DIGSAFE. MAGNETIC TAPE TO BE PLACED OVER ALL SYSTEM COMPONENTS PRIOR TO BACKFILLING.

NOTE: HYDRAULIC CEMENT IS REQUIRED TO SEAL ALL CONNECTIONS AT THE SEPTIC TANK AND D-BOX
ALL PIPE FROM FOUNDATION TO LEACHING AREA TO BE WATERTIGHT
4" PVC ASTM D 1785 LAID ON FIRM BASE.

PVC VENT-CONNECT ALL ENDS (MIN.36" ABOVE FIN. GRADE) CHARCOAL FILTER TO BE INSTALLED AT CAP

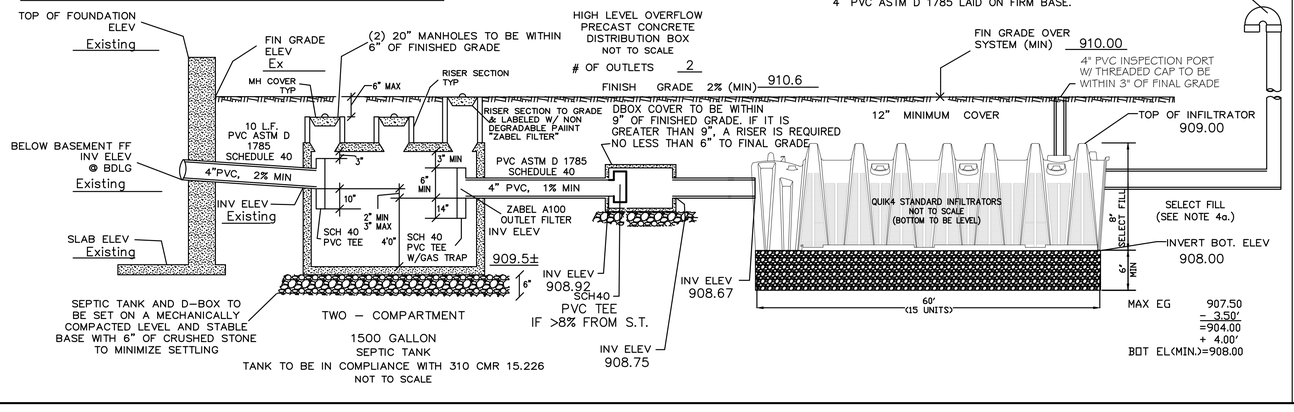

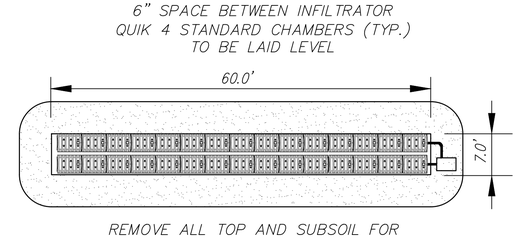

LEACHFIELD DETAIL
NOT TO SCALE

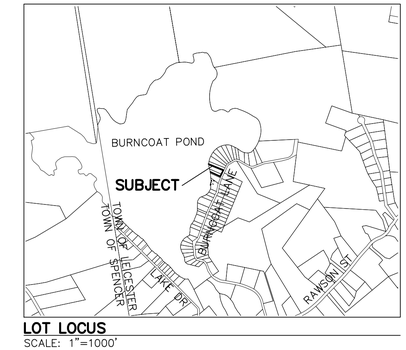

LOT LOCUS
SCALE: 1"=1000'

COMMONWEALTH OF MASSACHUSETTS JASON D. DUBOIS No. 49594 PROFESSIONAL ENGINEER

JEREMY S. CROTEAU, P.L.S.
PROFESSIONAL LAND SURVEYOR
MA LIC. NO: 48722

NO.	DATE	REVISION

NORTH
W N E

DC ENGINEERING
CIVIL ENGINEERING • LAND SURVEYING
508-769-6650
508-341-2127

CLIENT: MICHAEL COMEAU
69 BURNCOAT LANE
LEICESTER, MA 01524

SEPTIC SYSTEM PLAN REPAIR
SITE ADDRESS: 69 BURNCOAT LANE
LEICESTER, MA 01524

DRAWN BY: JDD	
CK'D BY: JDD	REV #: 0
DATE: 5-16-2022	SCALE: 1"=20'
PROJECT #: 22-153	DWG. NO.: S-1